


DECK ORGANISERS






Available in two sheave sizes and in 2, 3, 4, 5 and 6 sheave models

Designed for use when leading control lines and halyards across the coach roof and back to the cockpit.

This range features aluminium construction with grey or black anodised finish. Sheaves are from moulded Acetal with hollow stainless rivets to allow easy and tidy fitting (see page 13 for set-up options).

Please see our suggested boat size table on pages 10 & 11, to assist you in making the correct choice to determine the right size of fitting for your application.



Specifications	SIZE 1	SIZE 2
 Sheave Ø	32mm	44mm
 Sheave width	17mm	18mm
 Hole centres	43mm	58mm
 Fastenings	6mm	8mm
 Max line Ø	12mm	14mm

1 81582

2 81583

3 81584

4 81585

5 81586



Available in black or silver anodised finish

Photo No.		Part No.	Length (mm)	Width (mm)	Height (mm)	Weight (g)
Size 1 deck organiser						
1	2-sheave	81582	115	28	25	108
2	3-sheave	81583	157	28	25	155
3	4-sheave	81584	200	28	25	200
4	5-sheave	81585	244	28	25	244
5	6-sheave	81586	287	28	25	295
Size 2 deck organiser						
	2-sheave	81682	148	38	28	205
	3-sheave	81683	205	38	28	290
	4-sheave	81684	262	38	28	378
	5-sheave	81685	318	38	28	465
	6-sheave	81686	376	38	28	555